



ZEBRA

ET50/ET55 ENTERPRISE TABLET

ONE ENTERPRISE TABLET. MANY ACCESSORIES. COUNTLESS APPLICATIONS.

When it comes to functionality, consumer-grade tablets offer your business too little at too high a total cost of ownership. On the other hand, high-priced ultra-rugged tablets offer too many unnecessary features with little or none of the aesthetic appeal of consumer devices. The ET50/ET55 are the answer you've been waiting for, providing the flexibility to choose exactly what you need—and only the features you need—to increase workforce productivity without compromising consumer styling.

With the ET50/ET55's unequaled accessory ecosystem, you can select the right accessories to improve length of battery life, ruggedness, scanning capabilities, and carrying options—in addition to choosing the operating system and the display size that best suits your needs. Whatever you decide, you gain an enterprise solution with elegant styling that can be used inside or outside the four walls from the warehouse to the storefront.



Start with connectivity

Your choice of hardware depends on your worker's connectivity needs. Inside the four walls, the ET50's 802.11 a/b/g/n (Windows) and 802.11 a/b/g/n/ac/d/h/i (Android) support ensures compatibility with your existing WLAN. With 4G LTE support, the ET55 gives workers anywhere in the world a robust wireless connection on the world's fastest cellular data networks.

Choose the screen size that is right for the job

Choose the display size that provides the right amount of real estate for your business applications—an 8.3 in. or 10.1 in. display.

Select the best operating system for the environment

Choose the operating system (OS) that is right for your business—6.0 (Marshmallow) or Windows 10. And every ET50/ET55 ships

with Mobility Extensions (Mx), a series of features designed to make Android a more robust enterprise-class operating system. Mx minimizes IT support time and maximizes worker productivity and device uptime for Android users by providing better control of your mobile devices, application access and Wi-Fi performance and security.

Imagine getting more done with first-time data capture

You can count on the ET50/ET55 for true enterprise-class data capture. Optional advanced imaging engines can be added at any time to allow workers to capture any 1D or 2D barcode, farther and faster—regardless of whether it is displayed on the screen of a mobile phone or printed on paper and damaged, scratched or poorly printed. The integrated 8MP rear camera is designed for occasional capture of images, while the 2MP front camera is ideal for a video call.

Rugged enough for your environment

The ET50/ET55 is engineered from the inside out to handle all day everyday business use. So whether your workers drop it, spill a drink on it, use it in the rain, snow or a very dusty area, they'll enjoy continuous, reliable operation. Corning® Gorilla® Glass 3 with Native Damage Resistance™ allows our display to better survive the real world events that commonly cause glass failures. IP65 sealing provides a dust-tight design that can handle a hose-down at full force.

And while this tablet is built to handle a drop from 3.2 ft./1 m, you can nearly double the drop specification with our rugged frame.

Configured to meet your business needs

The Standard Configuration includes Google Mobile Services (GMS). GMS provides integrated Google applications such as Gmail, GoogleMaps, and Google Play Store. The Professional Configuration ships without Google GMS, eliminating all service connections, thereby maintaining system privacy while retaining Zebra value-adds. Both configurations are built on Android Open Source (AOSP).

An industry-leading display that's a touch above the rest

Workers can choose their preferred data input mode: a finger, with or without a glove; or an active stylus to capture signatures, annotate a photo or electronic document, create a sketch, take notes and more. And the ET50/ET55 take the capacitive touch experience to the next level—every mode of input works, even if the display is wet.

ONE ENTERPRISE TABLET. MANY ACCESSORIES. COUNTLESS APPLICATIONS.

For more information about the ET50/ET55 Enterprise Tablet, visit www.zebra.com/et5x or access our global contact directory at www.zebra.com/contact

CREATE THE TABLET YOUR BUSINESS HAS BEEN WAITING FOR

GET THE CAPABILITIES YOU NEED WITH THE INDUSTRY'S MOST COMPREHENSIVE ACCESSORY FAMILY

No two enterprises are alike, and now, no two Zebra tablets will be either. Thanks to a highly-customizable expansion back and a completely unique, comprehensive line of accessories, you can tailor your tablet's data capture features, rugged specifications and power management for your workforce, while providing your IT team with all the accessories they need for easy backroom management and efficient use of space.

Keep your tablet working 24x7x365 for maximum productivity

When you add an optional battery via the expansion back, you never need to take the tablet out of service to replenish power because the auxiliary battery keeps the ET50/ET55 internal battery charged. Unlike the internal battery, the optional battery is hot swappable—users can simply swap the optional battery on the fly if power is running low. The result? With up to 15,500 mAh battery capacity (10 in. version) when coupled with the expansion back, the tablet continues to operate every hour of every workday, maximizing the value of your investment.

Reshape productivity with a wearable expansion back

Our flexible operations case allows workers to easily switch between “wearable” options to bring comfort to any job.

The expansion back comes with a rotating hand strap, or the hand strap alone, so workers can enjoy the flexibility brought by a free hand. Just swap the main battery cover for the expansion back to add enterprise-class data capture to your tablets. The expansion back simply screws into place and can be ordered with your choice of two of our most advanced scan engines—the SE4750 and the SE4710. Both options are available in both tablet sizes. Two convenient scanning triggers on either side of the scan engine enable easy one-handed scanning with either hand. Screw points on the rugged frame allow you to add the accessories you need to create the perfect tablet solution for your business. And the optional battery can be added to any expansion back.

Say no to interruptions with docking and charging options

To further ensure non-stop productivity, the optional battery can be charged in a vehicle through the USB charging connector or in the backroom in the connectable 4-slot optional battery chargers. Additionally, our unique

ShareCradles allow you to utilize the same cradle to charge the ET50/ET55 and other Zebra mobile devices—an accessory strategy designed to reduce your accessory costs. ShareCradles are available in multi-slot charge only and multi-slot Ethernet and can be connected and mounted to maximize backroom space. Users can charge their individual tablet with a standard USB charging cable or a rugged charge cable that breaks away when yanked, protecting tablet lifecycle. There are also cradle/holder solutions for vehicle, forklift, wall and desktop installations. Retailers will appreciate the docking station option, capable of supporting kiosk and wall-mounted requirements. And a variety of single-slot docks include a charge-only dock, as well as a dock that provides three USB 3.0 ports, Ethernet connectivity and an HDMI port for maximum peripheral connectivity. Docks are available in two styles—standard and rugged, which accommodates the tablet in its rugged frame.

Capture everything the first time, every time

While you can connect any Bluetooth-enabled scanner to the ET50/ET55, Zebra provides two additional enterprise-class scanning options. The standalone Bluetooth CS4070 is a pocket-sized wireless scanner that offers unparalleled scanning performance on any barcode on any surface—printed or electronic. The unique and lightweight RS507 ring scanner provides hands-free scanning—ideal for retail workers or delivery drivers who need to take inventory.

Double your durability

Just add our rugged frame to either the 8.3in. or 10.1 in. ET50/ET55 to nearly double the drop specification—ideal for delivery drivers, service technicians and other workers outside the four walls, as well as workers in outdoor areas in warehouses and do-it-yourself and garden stores. The standard drop specification is 3.2 ft./1m to concrete. With the rugged frame, the drop specification increases to 5.9ft./1.8m.



ET50/ET55 Windows Specifications Chart

PHYSICAL CHARACTERISTICS	
Dimensions	8.3 in. tablet: 9 in. W x 5.9 in. H x 0.5 in. D/ 228 mm W x 150 mm H x 12.5 mm D 10.1 in. tablet: 10.6 in. W x 7.1 in. H x 0.5 in. D/ 269 mm W x 181 mm H x 12.5 mm D
Weight	8.3 in.: 1.2 lbs./555 g; 10.1 in.: 1.55 lbs./750 g
Display	8.3 in.: 21 cm and 10.1 in.: 25.6 cm; 1920x1200; Corning Gorilla Glass; active digitizer (only 10.1 in.); outdoor viewable
Touch Panel	Capacitive 10 point multi-touch
Backlight	Ambient light sensor
Keypad Options	Virtual; Bluetooth®; USB
Expansion	Integrated connector to easily add accessories
Connectivity	Docking connector: USB 3.0, HDMI, charging; rugged connector for use with rugged dock Interfaces: full-size USB 2.0 connector, audio jack 3.5mm, µUSB (for charging)
Notification	LED flash; barcode decode; camera LED indicator
Audio	Stereo speakers and dual microphones (one front and one rear-facing)
PERFORMANCE CHARACTERISTICS	
CPU	Intel quad core 1.59GHz (Turbo Frequency = 2.39GHz) Frequency supports 64 bit OS
Operating System	Windows 10
Memory	4GB LPDDR3 RAM; 64GB eMMC Flash; User accessible micro SDXC card slot (standard supports up to 2TB)
USER ENVIRONMENT	
Operating Temp.	32° F to 122° F / 0° C to 50° C
Storage Temp.	-4° F to 140° F / -20° C to 60° C
Drop Specification	Standard: 3.28ft./1m drop to concrete without rugged frame With optional rugged frame: 5.9ft./1.8m to concrete per MIL-STD-810G
Sealing	IP65
Vibration	Operational: random vibration 10-1000 Hz, 1.9g RMS, 1 hour duration per axis. Non-operational: random vibration 10-1000Hz, 4.1g RMS
Humidity	10% to 90% RH (non-condensing)
POWER	
Battery User Profile	Ample power for a full shift; continuous operation is enabled with the secondary optional battery
Battery	8.3 in.: 5900mAh rechargeable Li-Ion; user replaceable 10.1 in.: 8700mAh rechargeable Li-Ion; user replaceable Optional hot swappable 3.6V @ 6800mAh (24.4Whr) secondary battery available for 8.3 in. or 10.1 in. ET50/ET55

DATA CAPTURE	
Scanning	Available through the expansion back accessory: SE4750 or SE4710 integrated advanced imagers with hardware decoding
Rear Camera	Image capture: 8MP auto-focus camera with user controllable LED flash, illumination and aiming; photographs, video, signatures and documents
Front Camera	2MP 1080p full HD optimized for video collaboration and low lighting conditions
Video	1080p (Full HD, 1920 x 1080), Frame rate = 30fps
WIRELESS COMMUNICATIONS	
WLAN	802.11 a/b/g/n; dual band 2x2 MIMO for transmit and receive
WWAN	Global LTE with HSPA+ North America: AT&T LTE with AT&T (HSPA+) 3G fallback; Verizon LTE with EVDO fallback
WPAN	Class 2, Bluetooth v4.0 (Bluetooth Smart)
GPS	GNSS supports both GPS and Glonass with LTO technology for Assisted-GPS without sacrificing autonomous operation
NFC	P2P: ISO 18092; Reader/Writer: ISO 14443 –A-B, MIFARE, FeliCa®, ISO 15693, NFC Forum Tag Types 1 to 4; Card emulation: ISO 14443 –A-B-B’; MIFARE, FeliCa RF; distance up to 3 cm
SENSORS	
Gyroscope	Maintains orientation based on principles of conservation of angular momentum
Motion Sensor	3-axis accelerometer that enables motion- sensing applications for dynamic screen orientation and power management
Ambient Light Sensor	Automatically adjusts display brightness, keypad and display backlight
Electronic Compass	Independent — does not depend on GPS
SECURITY	
FIPS TAA is compliant in optional SKU	
PERIPHERALS AND ACCESSORIES	
Accessories include: ShareCradles (4-slot); docking stations; vehicle mount cradle; single slot charge cradle; 4-slot optional battery charger; rugged frames; expansion back to easily add accessories (scanner/hand strap and optional battery bay or hand strap and optional battery bay); holster; replacement batteries, active stylus, screen protectors; charging cables and more	
REGULATORY	
For Regulatory information, please visit www.zebra.com/et5X	
WARRANTY	
Subject to the terms of Zebra’s hardware warranty statement, the ET50/ET55 are warranted against defects in workmanship and materials for a period of 1 (one) year from the date of shipment. For complete warranty statement, go to: http://www.zebra.com/warranty	
RECOMMENDED SERVICES	
Zebra OneCare Support Services (www.zebra.com/zebraonecare) maximize the availability and productivity of your devices. Features include 24/7 technical support, device diagnostics, comprehensive coverage, advance replacement and software updates. Optional Visibility Services are available.	

THE ET50/ET55 IS AT HOME IN...

Field service

- Mobile service dispatch
- Work order management
- Asset tracking
- Maintenance/inspection
- Meter reading

Field sales

- Route accounting/DSD
- Customer relations
- Pre-sales/order management
- Merchandising/survey
- Mobile payment

Transportation & Logistics

- PoD/DSD sign off
- Yard and warehouse management
- Routing/scheduling
- Cargo/container tracking
- Fleet maintenance
- Asset management

Retail

- Inventory management
- Assisted selling
- Price verification
- MPOS
- Line busting

Warehouse and Distribution

- Warehouse and yard management
- Returns processing
- EDI transactions









Manufacturing

- Inventory management
- Supply-line replenishment
- Safety testing
- Maintenance/repair
- Shop floor communications
- Compliance verification
- Receiving/put away/shipping

Government

- Maintenance Repair Operations (MRO) (safety and weapons inspections, vehicle maintenance)
- Asset tracking and visibility (IT assets, military supply chain, inventory control)
- Inspections and audits

ET50/ET55 Android Specifications Chart

PHYSICAL CHARACTERISTICS	
Dimensions	8.3 in. tablet: 9 in. W x 5.9 in. H x 0.5 in. D/ 228 mm W x 150 mm H x 12.5 mm D 10.1 in. tablet: 10.6 in. W x 7.1 in. H x 0.5 in. D/ 269 mm W x 181 mm H x 12.5 mm D
Weight	8.3 in.: 1.2 lbs./555 g; 10.1 in.: 1.55 lbs./750 g
Display	8.3 in.: 21 cm and 10.1 in.: 25.6 cm; 1920x1200; Corning Gorilla Glass; bonded touch panel for strength and reduced reflections; active digitizer; outdoor viewable
Touch Panel	Capacitive 10 point multi-touch
Backlight	Ambient light sensor
Keypad Options	Virtual; Bluetooth; USB
Expansion	Integrated connector to easily add accessories
Connectivity	Docking connector: USB 3.0, HDMI, charging; rugged connector for use with rugged dock Interfaces: full-size USB 2.0 connector, audio jack 3.5mm, µUSB (for charging/debugging)
Notification	LED flash; barcode decode; camera LED indicator
Audio	Stereo speakers and dual microphones (one front and one rear-facing)
PERFORMANCE CHARACTERISTICS	
CPU	Intel quad core 1.33GHz (Turbo Frequency = 1.86GHz)
Operating System	 Android 6.0 (Marshmallow) Mobility Extensions (Mx), a layer of features that turns Android into a true enterprise-class OS
Memory	2GB LPDDR3 RAM; 32GB eMMC Flash; User accessible microSDXC card slot (standard supports up to 2 TB)
USER ENVIRONMENT	
Operating Temp.	32° F to 122° F / 0° C to 50° C
Storage Temp.	-4° F to 140° F / -20° C to 60° C
Drop Specification	Standard: 3.28ft./1m drop to concrete without rugged frame With optional rugged frame: 5.9ft./1.8m to concrete per MIL-STD-810G
Sealing	IP65
Vibration	Operational: random vibration 10-1000 Hz, 1.9g RMS, 1 hour duration per axis. Non-operational: random vibration 10-1000Hz, 4.1g RMS
Humidity	10% to 90% RH (non-condensing)
Development Tools	See extensive support in the Mobility DNA solutions below; Zebra RhoElements for cross-platform application development
POWER	
Battery User Profile	Ample power for a full shift; continuous operation is enabled with the secondary optional battery
Battery	8.3 in.: 5900mAh rechargeable Li-Ion; user replaceable 10.1 in.: 8700mAh rechargeable Li-Ion; user replaceable Optional hot swappable 3.6V @ 6800mAh (24.4Whr) secondary battery available for 8.3 in. or 10.1 in. ET50/ET55
DATA CAPTURE	
Scanning	Available through the expansion back accessory: SE4750 integrated advanced imagers with hardware decoding
Rear Camera	Image capture: 8MP auto-focus camera with user controllable LED flash, illumination and aiming; photographs, video, signatures and documents
Front Camera	2MP 1080p full HD optimized for video collaboration and low lighting conditions
Video	1080p (Full HD, 1920 x 1080), Frame rate = 30fps
WIRELESS COMMUNICATIONS	
WLAN	802.11 a/b/g/n/ac/d/h/i; dual band 2x2 MIMO for transmit and receive
WWAN	Global LTE with HSPA+ North America: AT&T LTE with AT&T (HSPA+) 3G fallback; Verizon LTE with EVDO fallback
WPAN	Class 2, Bluetooth v4.1 (Bluetooth Smart)
GPS	GNSS supports both GPS and Glonass with LTO technology for Assisted-GPS without sacrificing autonomous operation
NFC	P2P: ISO 18092; Reader/Writer: ISO 14443 –A-B, MIFARE, FeliCa, ISO 15693, NFC Forum Tag Types 1 to 4; Card emulation: ISO 14443 –A-B-B'; MIFARE, FeliCa RF; distance up to 3 cm
SENSORS	
Gyroscope	Maintains orientation based on principles of conservation of angular momentum
Motion Sensor	3-axis accelerometer that enables motion- sensing applications for dynamic screen orientation and power management
Ambient Light Sensor	Automatically adjusts display brightness, keypad and display backlight
Electronic Compass	Independent—does not depend on GPS
MOBILITY DNA SOLUTIONS	
	Mobility DNA solutions help you get more value out of our mobile computers by adding functionality as well as simplifying deployment and management of our mobile devices. For more information on these Zebra-only features, please visit www.zebra.com/mobilitydna
	AppGallery
	EMDK
	Enterprise Browser
	All-touch Terminal Emulation
	StageNow
	SwipeAssist
Available Mobility DNA features may vary by model.	
PERIPHERALS AND ACCESSORIES	
Accessories include: ShareCradles (4-slot); docking stations; single slot charge cradle; 4-slot optional battery charger; rugged frames; expansion back to easily add accessories (scanner/hand strap and optional battery bay or hand strap and optional battery bay); holster; replacement batteries, active stylus, screen protectors; charging cables and more	
REGULATORY	
For Regulatory information, please visit www.zebra.com/et5X	
WARRANTY	
Subject to the terms of Zebra's hardware warranty statement, the ET50/ET55 are warranted against defects in workmanship and materials for a period of 1 (one) year from the date of shipment. For complete warranty statement, go to: http://www.zebra.com/warranty	
RECOMMENDED SERVICES	
Zebra OneCare Support Services (www.zebra.com/zebraonecare) maximize the availability and productivity of your devices. Features include 24/7 technical support, device diagnostics, comprehensive coverage, advance replacement and software updates. Optional Visibility Services are available.	

SPECIFICATION SHEET

ET50/ET55 ENTERPRISE TABLET



NA and Corporate Headquarters
+1 800 423 0442
inquiry4@zebra.com

Asia-Pacific Headquarters
+65 6858 0722
contact.apac@zebra.com

EMEA Headquarters
zebra.com/locations
contact.emea@zebra.com

Latin America Headquarters
+1 847 955 2283
la.contactme@zebra.com